

















# Disentangling the influences of parental genetics on offspring's cognition, education, and psychopathology via genetic and phenotypic pathways

Luiza K. Axelrud,<sup>1,2</sup>  Maurício S. Hoffmann,<sup>1,2,3,4</sup>  Daniel E. Vosberg,<sup>5,6</sup>   
 Marcos Santoro,<sup>2,7,8</sup>  Pedro M. Pan,<sup>2,8</sup>  Ary Gadelha,<sup>2,8</sup>   
 Sintia I. Belangero,<sup>2,7,8</sup>  Euripedes C. Miguel,<sup>2,9</sup>  Jean Shin,<sup>5,10,11,12</sup>  Anita Thapar,<sup>13</sup>   
 Jordan W. Smoller,<sup>14</sup>  Zdenka Pausova,<sup>5,10,11,12,15</sup>  Luis A. Rohde,<sup>1,2,16</sup>   
 Matthew C. Keller,<sup>17</sup>  Tomás Paus,<sup>6,15,18,19,20,21</sup>  and Giovanni A. Salum<sup>1,2</sup> 

<sup>1</sup>Section on Negative Affect and Social Processes, Department of Psychiatry and Legal Medicine, Hospital de Clínicas de Porto Alegre, Universidade Federal do Rio Grande do Sul, Porto Alegre, Brazil; <sup>2</sup>National Institute of Developmental Psychiatry (INPD, CNPq), São Paulo, Brazil; <sup>3</sup>Department of Neuropsychiatry, Universidade Federal de Santa Maria (UFSM), Santa Maria, Brazil; <sup>4</sup>Care Policy and Evaluation Centre, London School of Economics and Political Science, London, UK; <sup>5</sup>Research Institute, Hospital for Sick Children, Toronto, ON, Canada; <sup>6</sup>Centre Hospitalier Universitaire Sainte-Justine, University of Montreal, Montreal, QC, Canada; <sup>7</sup>Department of Morphology and Genetics, Universidade Federal de São Paulo, São Paulo, Brazil; <sup>8</sup>Department of Psychiatry, Universidade Federal de São Paulo (UNIFESP), São Paulo, Brazil; <sup>9</sup>Universidade de São Paulo (USP), São Paulo, Brazil; <sup>10</sup>Institute of Medical Science, University of Toronto, Toronto, ON, Canada; <sup>11</sup>Department of Physiology, University of Toronto, Toronto, ON, Canada; <sup>12</sup>Department of Nutritional Sciences, University of Toronto, Toronto, ON, Canada; <sup>13</sup>Division of Psychological Medicine and Clinical Neurosciences and MRC Centre for Neuropsychiatric Genetics and Genomics, Cardiff University, Cardiff, UK; <sup>14</sup>Psychiatric and Neurodevelopmental Genetics Unit, Center for Genomic Medicine, Massachusetts General Hospital, Boston, MA, USA; <sup>15</sup>ECOGENE-21, Chicoutimi, QC, Canada; <sup>16</sup>ADHD Outpatient Program, Department of Psychiatry, Clinical Research Center, Hospital de Clínicas de Porto Alegre, Federal University of Rio Grande do Sul, Porto Alegre, Brazil; <sup>17</sup>Department of Microbiology, New York University School of Medicine, New York, NY, USA; <sup>18</sup>Department of Psychology, University of Toronto, Toronto, ON, Canada; <sup>19</sup>Department of Psychiatry, University of Toronto, Toronto, ON, Canada; <sup>20</sup>Department of Psychiatry, Faculty of Medicine, University of Montreal, Montreal, QC, Canada; <sup>21</sup>Department of Neuroscience, Faculty of Medicine, University of Montreal, Montreal, QC, Canada

**Background:** Specific pathways of intergenerational transmission of behavioral traits remain unclear. Here, we aim to investigate how parental genetics influence offspring cognition, educational attainment, and psychopathology in youth. **Methods:** Participants for the discovery sample were 2,189 offspring (aged 6–14 years), 1898 mothers and 1,017 fathers who underwent genotyping, psychiatric, and cognitive assessments. We calculated polygenic scores (PGS) for cognition, educational attainment, attention-deficit hyperactivity disorder (ADHD), and schizophrenia for the trios. Phenotypes studied included educational and cognitive measures, ADHD and psychotic symptoms. We used a stepwise approach and multiple mediation models to analyze the effect of parental PGS on offspring traits via offspring PGS and parental phenotype. Significant results were replicated in a sample of 1,029 adolescents, 363 mothers, and 307 fathers. **Results:** Maternal and paternal PGS for cognition influenced offspring general intelligence and executive function via offspring PGS (genetic pathway) and parental education (phenotypic pathway). Similar results were found for parental PGS for educational attainment and offspring reading and writing skills. These pathways fully explained associations between parental PGS and offspring phenotypes, without residual direct association. Associations with maternal, but not paternal, PGS were replicated. No associations were found between parental PGS for psychopathology and offspring specific symptoms. **Conclusions:** Our findings indicate that parental genetics influences offspring cognition and educational attainment by genetic and phenotypic pathways, suggesting the expression of parental phenotypes partially explain the association between parental genetic risk and offspring outcomes. Multiple mediations might represent an effective approach to disentangle distinct pathways for intergenerational transmission of behavioral traits. **Keywords:** Genetics; gene–environment correlation; intergenerational transmission; cognition; educational attainment; polygenic scores.

## Introduction

How parents influence offspring's behavior is an essential question for mental health sciences and remains unclear. Understanding specific pathways

by which phenotypes are 'transmitted' may clarify developmental cascades underlying the emergence of psychopathology and cognitive outcomes (Masten & Cicchetti, 2010).

Each parent transmits half of their nuclear DNA to their offspring, influencing children's genetic susceptibility to traits. Common genetic liability can be indexed using polygenic scores (PGS), which predict

Conflict of interest statement: See Acknowledgements for full disclosures.

around 12%–16% of educational attainment variance (Okbay et al., 2022) and 7%–10% of cognitive performance variance (Lee et al., 2018). Parental genetics can also influence parental behaviors and, consequently, the environment in which their offspring live (passive gene–environment correlation), which can in turn impact children’s phenotypes (Rutter, Moffitt, & Caspi, 2006). Parents with higher levels of education, for instance, can provide a family environment that facilitates success in their offspring’s educational attainment (Balbona, Kim, & Keller, 2021), including higher parental and neighborhood socioeconomic status (Engelhardt, Church, Paige Harden, & Tucker-Drob, 2019) and higher number of books at home (Sikora, Evans, & Kelley, 2019; van Bergen, van Zuijen, Bishop, & de Jong, 2017).

Few studies have tried to separate and quantify genetic and environmental influences on offspring education, cognition, and psychopathology, using natural experiments (Rice et al., 2009), twin (Kendler, 2001; Kendler, Prescott, Myers, & Neale, 2003; Polderman et al., 2015; Silventoinen et al., 2020) and adoption studies (Harold et al., 2013; Kendler, Ohlsson, Sundquist, Sundquist, & Edwards, 2020). More recently, molecular genetic studies have applied PGS to multiple statistical models, including (a) adjusting maternal PGS for offspring PGS (Tubbs, Porsch, Cherny, & Sham, 2020; Wertz et al., 2018), (b) creating PGS for transmitted and nontransmitted alleles (genetic nurture) (Balbona et al., 2021; Bates et al., 2018; Kong et al., 2018), and (c) creating similarity matrices between offspring and parental genotypes to investigate their covariance on offspring phenotypes (Cheesman et al., 2020; Jami et al., 2020).

Previous evidence is limited in important ways. Genetic studies are often constrained to very specific situations (e.g. in vitro fertilization and adoption), which might not be generalizable to other populations. Moreover, most molecular genetic studies do not account for the effects of parental traits and, consequently, cannot investigate direct and indirect influences that parental genes might have on offspring behavior via parental phenotypes. Therefore, although these methods can estimate how much of transmission is explained by genetic versus gene–environment effects, they cannot indicate which specific factors are implicated in this process.

Here, we aim to investigate pathways by which maternal and paternal PGS for cognition, educational attainment, ADHD, and schizophrenia influence related phenotypes among offspring in two samples of youth. We used a stepwise regression-based approach and multiple mediation models to analyze the effect of offspring PGS (genetic pathway) and parental phenotype (phenotypic pathway) on children’s cognition, education, and psychopathology in a Brazilian sample. Significant results were also tested in a replication sample of French-

Canadian adolescents. Given the past evidence of gene–environment correlation in multiple behavioral traits using other study designs, we hypothesized that parental PGS for cognition, educational attainment, ADHD, and schizophrenia would predict offspring cognition, educational outcomes, and psychopathology via offspring PGS and their corresponding parental phenotypes. We selected these PGS given their higher predictive power as compared to other PGS in the field of mental health sciences (Table S1).

## Methods

### Main sample

**Participants and sample.** Participants were offspring and parents from the Brazilian High Risk Cohort Study for Mental Conditions (BHRCs; Salum et al., 2015). Offspring were aged 6–14 years (at baseline), recruited from 57 schools in Porto Alegre and São Paulo, Brazil. In the screening phase, primary caregivers (87.3% mothers) from 8,012 families with 9,937 eligible children were interviewed about family psychiatric symptoms using a modified version of the Family History Screen (FHS; Weissman et al., 2000). Afterwards, a high-risk subgroup for psychiatric disorders composed of 1,553 participants with psychiatric symptoms and high family loading of symptoms, and a randomly selected sample of 958 individuals were selected (total sample = 2,511). From this sample, 2,189 offsprings, 1898 mothers, and 1,017 fathers underwent genotyping and psychiatric assessment (Salum et al., 2015). Offsprings also underwent cognitive evaluation. Phenotypic measures used in this study were collected at baseline (2009/2010).

**Ethical considerations.** Participants and parents provided written and/or verbal consent. This study was approved by the Ethics Committee of the University of São Paulo and of the Hospital de Clínicas de Porto Alegre.

**Genotyping and polygenic scores.** We isolated genomic DNA from saliva (Oragene) using prepIT-L2P reagent (DNA Genotek). Genotyping was performed using the Global Screening Array (Illumina). Single nucleotide variants (SNVs) with minor allele frequency <1%, locus missingness >10%, or Hardy–Weinberg equilibrium significance <.000001 were excluded, such as individuals with genotype missingness >10% and an estimation of identity by descent >.12.

We calculated PGS for offspring, mothers, and fathers using PRSice v2.3.3 software, based on summary statistics from previous genome-wide association studies (GWAS) for cognition (Lee et al., 2018), educational attainment (Okbay et al., 2022), ADHD (Demontis et al., 2019), and schizophrenia (Trubetskoy et al., 2022). *p*-Value-informed clumping was performed retaining the SNV with the smallest *p*-value within a 250-kb window and excluding SNVs in linkage disequilibrium ( $r^2 > .1$ ). We also calculated 10 principal components (PC) for the trios to adjust for ancestry.

We selected the PGS *p*-threshold with highest variance explained for parental phenotypes (i.e. parental education for cognition and educational attainment PGS and specific ADHD and schizophrenia symptoms for their corresponding PGS) using PRSice v2.3.3 (Appendix S1). For analyses using offspring PGS, we selected the same *p*-threshold as used for the main PGS in the analysis (e.g. the best *p*-threshold for the mother in analyses with maternal data).

**Phenotypic measures. Offspring: Cognition**—General intelligence (IQ) was measured using the vocabulary and block design subtests of the Wechsler Intelligence Scale for Children, third edition (WISC-III) (Figueiredo, Pinheiro, & do Nascimento, 1998) applied by trained psychologists. Full-scale IQ was estimated using the Tellegen and Briggs formula, adjusted by age and standardized using Brazilian norms (Tellegen & Briggs, 1967).

Global executive function was assessed combining tasks that evaluated working memory, inhibitory control, and time processing (Martel et al., 2017; Salum et al., 2015) (Appendix S2). We used generalized additive models to regress out the effects of age and sex on task performance. Global executive function was then calculated using a second-order model encompassing all tasks, which presented excellent fit (Martel et al., 2017).

**Educational attainment**—Reading and writing skills were quantified using the Brazilian version of the Academic Performance Test (Stein, n.d.), in which participants read aloud 70 words and write 34 dictated items. Dependent variables for reading and writing skills were factor scores for each task after regressing out age trends by saving studentized residuals.

**Psychopathology**—ADHD symptoms were assessed using the sum of items from the Development and Well-Being Assessment (DAWBA) Section for ADHD (Goodman, Ford, Richards, Gatward, & Meltzer, 2000), while schizophrenia symptoms were assessed using the sum of items from the Community Assessment of Psychic Experiences (CAPE) positive symptoms subscale (Konings, Bak, Hanssen, van Os, & Krabbendam, 2006) (Appendix S2).

**Parents:** Educational attainment was assessed for both parents with a specific question for the primary informant regarding parental educational level, composed of eight levels varying from 'none' to 'higher education with postgraduate studies'.

Parental specific psychopathology was assessed using the sum of specific items for ADHD and schizophrenia of the FHS. Previous studies with this instrument showed acceptable tests–retest reliability and accuracy for most diagnoses (Weissman et al., 2000).

### Replication sample

The replication sample was composed of adolescents and their parents from the Saguenay Youth Study (SYS), a French-Canadian family-based cohort (Pausova et al., 2007). Inclusion criteria were: (a) age 12–18 years; (b) one or more siblings in the same age group; and (c) all grandparents with French-Canadian ancestry and born in the region. Adolescents were recruited from high schools in the region. Data were collected for 1,029 adolescents (from 481 families) and 962 parents using telephone interviews, home, laboratory, and school visits. From this sample, neuropsychological and genotyping data were obtained from the full adolescent sample, 363 mothers and 307 fathers. Genome-wide genotyping was performed with the Human610-Quad and HumanOmniExpress BeadChips (Illumina, San Diego, CA) using DNA from peripheral blood cells. SNPs were excluded if call rate was <95%, minor allele frequency <.01, presented a significant deviation from Hardy–Weinberg equilibrium ( $p < 1 \times 10^{-6}$ ) or low imputation quality (information score <.5). PGS for cognition and educational attainment were calculated as described for the main sample, using the PGS p-threshold with highest variance explained for parental phenotypes as well (Appendix S1).

Parental education was assessed with a specific question for the primary informant (99% mothers) about parental educational level, composed of seven levels varying from 'elementary school' to 'University superior cycle'. Cognitive assessments for offspring were performed by trained psychometricians. General intelligence was evaluated using the WISC-III (Wechsler, 1991). Executive function was investigated using specific tests (self-ordered pointing, word fluency, resistance to interference). Reading and writing skills were assessed using the reading comprehension and a spelling test from the Woodcock–Johnson Achievement test. Further information can be found elsewhere (Pausova et al., 2007, 2017).

### Statistical analyses

We followed a stepwise approach in which analyses had to be statistically significant to continue to the next step. Analyses were performed separately for mothers and fathers. *First*, we tested separately whether parental PGS were associated with corresponding parental phenotype, offspring PGS and offspring phenotypes and whether offspring PGS and parental phenotypes were associated with offspring phenotypes. *Second*, we used multiple mediations with structural equation models (Rosseel, 2012) to test whether parental PGS and offspring phenotypes were associated directly and/or if this association was mediated by the corresponding offspring PGS (genetic pathway) and/or parental phenotype (phenotypic pathway). *Third*, for significant analyses in both steps, we performed the following supplemental analyses: (1) given that adjusting for the effect of one of the parents PGS on offspring PGS could lead to a potential collider bias [e.g. a positive association with maternal PGS could lead to a negative association with paternal PGS or vice versa (Lawlor et al., 2017)], we repeated these models adding the other parent PGS as a third mediator; (2) given that individuals often choose partners with similar phenotypes [i.e. assortative mating (Yengo et al., 2018)], we also repeated the multiple mediations described in step 2 adding the other parent phenotype as a third mediator; (3) we investigated pleiotropic effects by repeating multiple mediations using outcomes that were not corresponding to the PGS (e.g. PGS for cognition with reading and writing skills and the PGS for educational attainment with general intelligence and executive function); (4) finally, we used moderated mediation models to investigate whether age ( $\leq 10$  years of age,  $n = 880$ , vs.  $> 10$  years or older,  $n = 1,018$ ) modified genetic and/or environmental pathways, given its strong associations with most of the traits analyzed.

In analyses using the PGS for cognition and educational attainment, we used the corresponding offspring PGS as a mediator in the genetic pathway and parental educational level as a mediator in the phenotypic pathway. As outcomes, we used offspring IQ and executive function in analyses with the PGS for cognition and reading and writing skills in analyses with the PGS for educational attainment. In analyses with the PGS for ADHD and schizophrenia, we used corresponding offspring PGS and parental corresponding symptoms as mediators and offspring specific symptoms as outcome.

In separate regressions, we adjusted parental PGS for ancestry using their 10 principal components (PC) as covariates. For multiple regressions, we regressed out the effect of 10 PC of parents and offspring on their respective PGS to simplify the analysis and facilitate the use of this approach in different mediation software. In these analyses, we used the full information maximum likelihood (FIML) method (Little & Rubin, 2002).

Analyses that yielded significant results in the discovery sample were repeated in the replication sample using the same stepwise approach and regression models. However, given that

the replication sample included data from siblings, we added family identification as a cluster in multiple mediations to account for family relatedness.

## Results

### PGS for cognition and educational attainment

*Separate regressions.* Samples' description can be found in Table 1. We found that both maternal and paternal PGS for cognition and for educational attainment were associated with offspring corresponding PGS (mediator 1), respective parent educational level (mediator 2), and offspring phenotypes (outcomes). We also found that both mediators were associated with offspring phenotypes (Table S2).

Analyses with maternal PGS were replicated in the SYS sample, except for the association between the maternal PGS for educational attainment and offspring writing skills (Appendix S3). However, no associations were found between the paternal PGS for cognition and paternal education or between paternal PGS and any offspring phenotypes in the replication sample. Therefore, we did not perform further analyses with paternal PGS data for the replication sample.

*Multiple mediations.* In the discovery sample, we found that associations between maternal and paternal PGS for cognition and offspring general intelligence and executive function were fully mediated by offspring PGS for cognition (genetic pathway) and parental educational level (phenotypic pathway), with no direct effect (Tables 2 and 3). We found similar results for associations between both maternal and

paternal PGS for educational attainment and offspring reading and writing skills (Figure 1).

Similar results were found in the replication sample for the associations of the maternal PGS for cognition with offspring general intelligence and executive function. However, we found that associations between the maternal PGS for education and offspring reading skills were only mediated by maternal educational level in the replication sample (Table 2).

*Multiple mediations adjusting for collider bias and assortative mating.* The above results were similar when adjusting for collider bias (i.e. other parent corresponding PGS), except for absence of mediation of the genetic pathway on the association between maternal PGS for cognition and offspring IQ (Table S3).

Results were also similar for maternal PGS for cognition when adjusting for assortative mating (i.e. paternal educational level), with no evidence of mediation of the genetic pathway on the association with offspring IQ (Table S4). For the maternal PGS for educational attainment, however, we found that associations with offspring reading and writing skills were also mediated by paternal education, which might be evidence for assortative mating. In analyses with paternal PGS, we found no evidence of assortative mating, but associations via phenotypic pathway were no longer significant when adjusting for maternal education.

We did not find evidence of either collider bias nor assortative mating in the replication sample (Tables S5 and S6).

**Table 1** Samples' description

(a) Offspring				
	Discovery sample ( $n = 2,189$ )		Replication sample ( $n = 1,089$ )	
Mean age ( <i>SD</i> )	10.2 (1.92)		15.0 (1.84)	
Male sex	1,195 (54.6%)		494 (48%)	
Ethnicity				
White	1,316 (60.1%)		1,029 (100%)	
Black	228 (10.4%)		–	
Multiracial	628 (28.7%)		–	
Others	17 (0.8%)		–	
(b) Parents				
	Discovery sample		Replication sample	
	Mothers ( $n = 1,898$ )	Fathers ( $n = 1,017$ )	Mothers ( $n = 363$ )	Fathers ( $n = 307$ )
Mean age ( <i>SD</i> )	36.3 (6.9)	40.5 (8.17)	47.9 (4.7)	51.1 (4.7)
Educational level (complete or incomplete)				
Illiterate/no education	38 (2%)	26 (2.6%)	0 (0%)	0 (0%)
Elementary school	721 (38%)	457 (44.9%)	16 (4.3%)	12 (3.9%)
High school	978 (51.5%)	459 (45.1%)	118 (32.5%)	118 (38.4%)
Higher education	161 (8.5%)	75 (7.4%)	229 (63.2%)	177 (57.7%)

**Table 2** Results for multiple mediation analyses using the maternal polygenic score (PGS) for cognition and educational attainment as predictors (X), offspring corresponding PGS as mediator 1 (M1), maternal educational as mediator 2 (M2), and offspring cognitive phenotypes as outcomes (Y) for discovery and replication samples

	Direct effect (X = maternal PGS)		Genetic pathway (M1 = offspring PGS)		Phenotypic pathway (M2 = maternal education)		Total effect	
	$\beta$	<i>p</i>	$\beta$	<i>p</i>	$\beta$	<i>p</i>	$\beta$	<i>p</i>
Discovery sample								
PGS for cognition								
IQ	.027	.307	<b>.026</b>	<b>.044</b>	<b>.015</b>	<b>.006</b>	<b>.068</b>	<b>.004</b>
Executive function	.010	.707	<b>.053</b>	<b>&lt;.001</b>	<b>.011</b>	<b>.008</b>	<b>.074</b>	<b>.001</b>
PGS for educational attainment								
Reading	-.033	.223	<b>.070</b>	<b>&lt;.001</b>	<b>.017</b>	<b>&lt;.001</b>	<b>.054</b>	<b>.027</b>
Writing	-.037	.177	<b>.073</b>	<b>&lt;.001</b>	<b>.015</b>	<b>&lt;.001</b>	<b>.052</b>	<b>.034</b>
Replication sample								
PGS for cognition								
IQ	.154	.774	<b>.047</b>	<b>.002</b>	<b>.033</b>	<b>.019</b>	<b>.093</b>	<b>.035</b>
Executive function	.055	.191	<b>.048</b>	<b>.006</b>	<b>.086</b>	<b>.029</b>	<b>.126</b>	<b>.002</b>
PGS for educational attainment								
Reading	.073	.056	.022	.118	<b>.030</b>	<b>.006</b>	<b>.124</b>	<b>.001</b>

Bold analyses are significant at the  $p < .05$  level.

**Table 3** Results for multiple mediations analyses using the paternal polygenic score (PGS) for cognition and educational attainment for the discovery sample

	Direct effect (X = paternal PGS)		Genetic pathway (M1 = offspring PGS)		Phenotypic pathway (M2 = paternal education)		Total effect	
	$\beta$	<i>p</i>	$\beta$	<i>p</i>	$\beta$	<i>p</i>	$\beta$	<i>p</i>
PGS for cognition								
IQ	.059	.131	<b>.062</b>	<b>.001</b>	<b>.018</b>	<b>.019</b>	<b>.139</b>	<b>&lt;.001</b>
Executive function	.021	.428	<b>.056</b>	<b>&lt;.001</b>	<b>.008</b>	<b>.037</b>	<b>.084</b>	<b>&lt;.001</b>
PGS for educational attainment								
Reading	.054	.188	<b>.042</b>	<b>.026</b>	<b>.017</b>	<b>.010</b>	<b>.114</b>	<b>.002</b>
Writing	.042	.306	<b>.046</b>	<b>.018</b>	<b>.016</b>	<b>.015</b>	<b>.104</b>	<b>.006</b>

Bold analyses are significant at the  $p < .05$  level.

**Pleiotropy.** We found that both maternal and paternal PGS for educational attainment were associated with offspring IQ and executive function and that both maternal and paternal PGS for cognition were associated with offspring reading and writing skills in the discovery sample (Table S7). These associations were fully mediated by genetic and phenotypic pathways, except for the association between paternal PGS for educational attainment and executive function, which was only mediated by the phenotypic pathway.

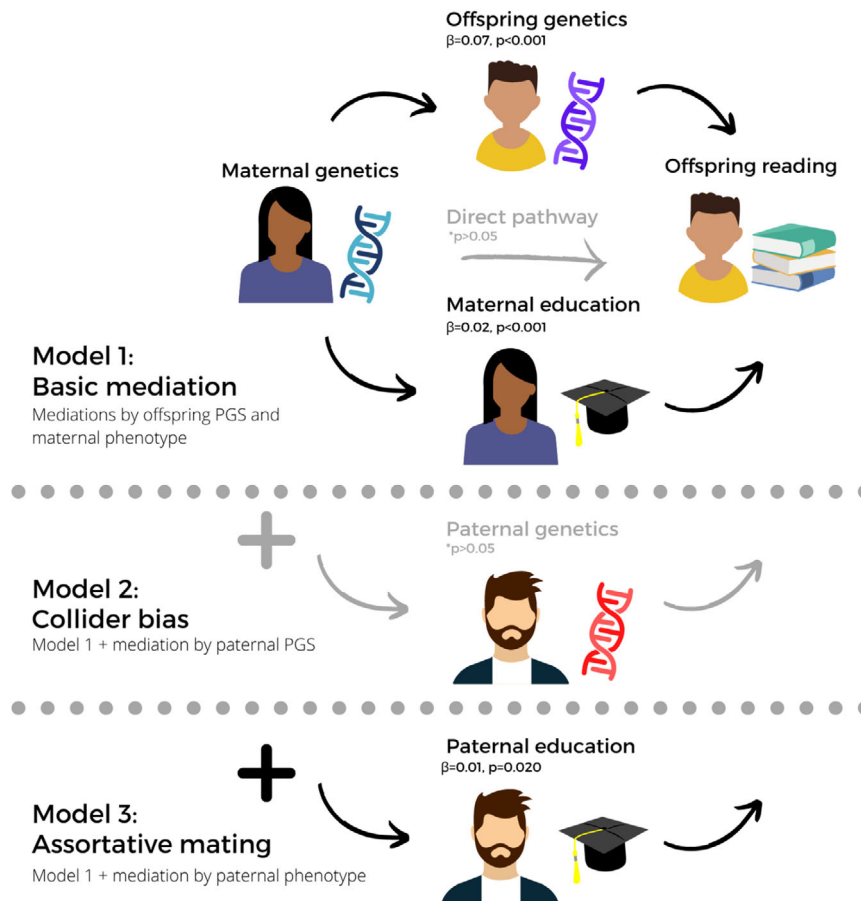
**Moderated mediations.** For the analyses with the maternal PGS for educational attainment, we found that age moderated the association between offspring PGS and reading and writing skills (see Table S8). This association was only significant for children younger than 10 years of age. We did not find evidence of moderation on the phenotypic pathway or for other PGS.

### PGS for psychopathology

We found that the maternal PGS for ADHD was associated with maternal corresponding symptoms and that maternal ADHD symptoms were associated with offspring corresponding symptoms (Table S9). No associations were found for the paternal PGS for ADHD and either paternal or offspring symptoms or between offspring PGS and offspring symptoms. We also did not find any associations with the maternal or paternal PGS for schizophrenia. Therefore, we did not perform further analyses with psychopathology data.

### Discussion

We found that both maternal and paternal PGS for cognition were associated with offspring general intelligence and executive function through genetic (via offspring PGS) and phenotypic pathways (via parental educational level). Similar results were found for parental PGS for education and offspring



**Figure 1** Results of main analyses for the maternal polygenic score (PGS) for educational attainment and offspring reading

reading and writing skills. These mediations seemed to fully explain the relationship between parental PGS and offspring phenotypes, without residual direct association between these variables. Findings with maternal PGS for cognition and offspring general intelligence and executive function and maternal PGS for educational attainment and offspring reading skills were replicated in a distinct sample from diverse cultural and ancestry backgrounds. Results were similar when adjusting for collider bias (other parent PGS). Moreover, we found that associations between maternal PGS for educational attainment and offspring reading and writing skills were also mediated by paternal education in the discovery sample, which might suggest assortative mating, but this result was not replicated. We also found evidence of pleiotropy for the PGS for cognition and educational attainment.

These findings are in agreement with those of previous studies, which estimated the genetic nurture effect for educational outcomes to be around half of the genetic effect ( $\beta = .08 \times \beta = .17$ , respectively), with similar effect for mothers and fathers and with larger effect size when using parental PGS adjusted by offspring PGS compared with nontransmitted and transmitted PGS (Wang et al., 2021). Our findings go beyond past knowledge by indicating that parental genetics influences offspring cognition and

education partially by gene–environment correlations with parental education. We also explored associations with the PGS for cognition, which, to our knowledge, had not been investigated before.

Surprisingly, associations between paternal PGS and offspring phenotypes were not replicated. This could be due to lower power, given the smaller sample size ( $n = 1,017$  for the discovery sample vs.  $n = 307$  for the replication sample). It could also be due to genetic and/or cultural differences between these samples, given the distinct ethnicities (admixed Brazilian sample vs. French-Canadian sample) and socioeconomic backgrounds (middle- vs. high-income country).

Furthermore, we did not find associations between parental PGS for ADHD and schizophrenia and offspring specific symptoms. This could be due to smaller variances explained for these PGS [5.5% for ADHD (Demontis et al., 2019) and 7% for schizophrenia (Trubetsky et al., 2022)] and/or to smaller influences of parental behavior on offspring specific symptoms. Previous studies found that offspring ADHD symptoms were only associated with parental transmitted PGS for ADHD, but not with nontransmitted PGS, suggesting that influences that parental genes have on the environment do not affect offspring's susceptibility to ADHD (de Zeeuw et al., 2020).

To our knowledge, this is the first study to use multiple mediations to investigate associations between parental genotype and offspring phenotypes. Differently from other methods, this approach makes it possible not only to estimate how much of the influences parental genetics have on offspring phenotypes is due to genetic and/or environmental factors, but the specific mechanisms by which these associations occur. Therefore, they can help clarifying pathways of intergenerational transmission of educational disadvantage, cognition impairment, and psychopathology. This method can also be used in more complex models to understand how this transmission is affected by other demographic and environmental/ phenotypic factors, such as parental cognition, social skills, or time spent with offspring.

This study has limitations to be addressed. First, these PGS were based on GWAS for European samples, and therefore effect sizes might be attenuated by the lower precision of PGS scores in admixed samples. Nonetheless, analyses with maternal PGS were replicated in a European ancestry sample. Second, adjusting for the effect of parental PGS on offspring PGS could lead to a collider bias. However, results remained similar when using paternal PGS as a third mediator. Third, using multiple PGS and phenotypes could increase type 1 error. Nevertheless, using a stepwise approach, which reduces the number of models being tested, and a replication sample decrease this possibility.

## Conclusion

We found that parental genetics impacts offspring cognitive and educational phenotypes by influencing both offspring genetics and parental phenotypes, suggesting that parental education can influence youth general intelligence, executive function, and language skills above and beyond genetic transmission pathways. Our findings suggest multiple mediations are an innovative approach to study specific genetic and phenotypic pathways for intergenerational transmission of traits. Future studies can use this approach to investigate different PGS and phenotypes, as well as create more complex models to analyze how this transmission is influenced by other genetic and environmental factors.

## Supporting information

Additional supporting information may be found online in the Supporting Information section at the end of the article:

**Appendix S1.** Polygenic score calculation.

**Appendix S2.** Offspring phenotypic measures.

**Appendix S3.** Resplication sample.

**Table S1.** Examples of predictive power for different PGS in mental health sciences.

**Table S2.** Results for separate regressions for the discovery sample.

**Table S3.** Results for multiple mediation adjusting for collider bias (other parent PGS) for the discovery sample.

**Table S4.** Results for multiple mediation adjusting for assortative mating (i.e. other parent phenotype) for the discovery sample.

**Table S5.** Results for multiple mediation adjusting for collider bias (other parent PGS) for the replication sample.

**Table S6.** Results for multiple mediation adjusting for assortative mating (i.e. other parent phenotype) for the replication sample.

**Table S7.** Results for the multiple mediations analyses testing pleiotropic effects.

**Table S8.** Moderated mediations testing the effect of age ( $\leq 10$  years vs.  $> 10$  years) on both genetic and phenotypic pathways for the associations between maternal PGS for educational attainment and offspring reading and writing.

**Table S9.** Results for separate regressions for psychopathology.

## Acknowledgements

This research was supported by the National Institute of Developmental Psychiatry for Children and Adolescents, São Paulo, through research grants from the Conselho Nacional de Desenvolvimento Científico e Tecnológico (CNPq, Brazil), the Coordenação de Aperfeiçoamento de Pessoal de Nível Superior (CAPES, Brazil), the Fundação de Amparo à Pesquisa do Estado de São Paulo (FAPESP, Brazil), and the Fundação de Amparo à Pesquisa do Estado do Rio Grande do Sul (FAPERGS, Brazil). The Canadian Institutes of Health Research (Z.P., T.P.), Heart and Stroke Foundation of Quebec (Z.P.), and the Canadian Foundation for Innovation (Z.P.) support the Saguenay Youth Study. The authors thank the children and families from the High Risk Study for Psychiatric Disorders and Saguenay Youth Study cohorts for their participation, which made this research possible. L.K.A., M.S.H., and G.A.S. are supported by the US National Institute of Mental Health (grant number R01MH120482). L.K.A. and G.A.S. are also supported by the Fundação de Amparo à Pesquisa do Estado do Rio Grande do Sul (grant number 19/2551-0000706-0). D.E.V. was supported by the CHU Sainte-Justine Foundation Scholarship. M.S.H. was supported by the Newton International Fellowship (Ref: NIF\R1\181942), awarded by the Academy of Medical Sciences through the UK Government's Newton Fund Programme. A.G. has participated on advisory boards for Janssen-Cilag and Daiichi Sankyo and as a speaker for Janssen-Cilag and Aché. P.M.P. received payment or honoraria for lectures and presentations in educational events for Sandoz, Daiichi Sankyo, Eurofarma, Abbot, Libbs, Instituto Israelita de Pesquisa e Ensino Albert Einstein, and Instituto D'Or de Pesquisa e Ensino. L.A.R. has served on speakers' bureaus, on advisory boards, or as a consultant for Eli Lilly, Janssen-Cilag, Medice, Novartis, and Shire; he receives royalties from Oxford University Press and ArtMed; the ADHD and Pediatric Bipolar Disorder Outpatient

Programs chaired by him have received unrestricted educational and research support from Eli Lilly, Janssen-Cilag, Novartis, and Shire; and he has received travel grants from Shire and Novartis to attend annual association meetings. The other authors report no financial relationships with commercial interests.

## Correspondence

Luiza K. Axelrud, Hospital de Clínicas de Porto Alegre, Ramiro Barcelos, 2350 – Room 2202, Porto Alegre 90035-003, Brazil.

Email: luizakaxelrud@gmail.com

## Key points

- Most previous studies cannot indicate specific factors implicated in the intergenerational transmission of cognition, education, and psychopathology.
- Using multiple mediation models, we found maternal and paternal polygenic scores (PGS) for cognition influenced offspring general intelligence and executive function via offspring PGS (genetic pathway) and parental education (phenotypic pathway), without residual direct association. Similar results were found for the parental PGS for educational attainment and offspring reading and writing skills.
- Associations with maternal data, but not paternal, replicated in an independent sample.
- Parental genetics might influence offspring cognition and education partially by gene–environment correlations with parental education.
- Multiple mediations seem to be an effective approach to identify specific pathways for phenotypic transmission.

## References

- Balbona, J.V., Kim, Y., & Keller, M.C. (2021). Estimation of parental effects using polygenic scores. *Behavior Genetics*, *51*, 264–278.
- Bates, T.C., Maher, B.S., Medland, S.E., McAloney, K., Wright, M.J., Hansell, N.K., ... & Gillespie, N.A. (2018). The nature of nurture: Using a virtual-parent design to test parenting effects on Children's educational attainment in genotyped families. *Twin Research and Human Genetics*, *21*, 73–83.
- Cheesman, R., Eilertsen, E.M., Ahmadzadeh, Y.I., Gjerde, L.C., Hannigan, L.J., Havdahl, A., ... & McAdams, T.A. (2020). How important are parents in the development of child anxiety and depression? A genomic analysis of parent-offspring trios in the Norwegian Mother Father and Child Cohort Study (MoBa). *BMC Medicine*, *18*, 284.
- de Zeeuw, E.L., Hottenga, J.-J., Ouwens, K.G., Dolan, C.V., Ehli, E.A., Davies, G.E., ... & van Bergen, E. (2020). Intergenerational transmission of education and ADHD: Effects of parental genotypes. *Behavior Genetics*, *50*, 221–232.
- Demontis, D., Walters, R.K., Martin, J., Mattheisen, M., Als, T.D., Agerbo, E., ... & Neale, B.M. (2019). Discovery of the first genome-wide significant risk loci for attention deficit/hyperactivity disorder. *Nature Genetics*, *51*, 63–75.
- Engelhardt, L.E., Church, J.A., Paige Harden, K., & Tucker-Drob, E.M. (2019). Accounting for the shared environment in cognitive abilities and academic achievement with measured socioecological contexts. *Developmental Science*, *22*, e12699.
- Figueiredo, V.L.M., Pinheiro, S., & do Nascimento, E. (1998). Teste de inteligência WISC-III adaptando para a população brasileira. *Psicologia Escolar e Educacional*, *2*, 101–107.
- Goodman, R., Ford, T., Richards, H., Gatward, R., & Meltzer, H. (2000). The development and well-being assessment: Description and initial validation of an integrated assessment of child and adolescent psychopathology. *Journal of Child Psychology and Psychiatry*, *41*, 645–655.
- Harold, G.T., Leve, L.D., Elam, K.K., Thapar, A., Neiderhiser, J.M., Natsuaki, M.N., ... & Reiss, D. (2013). The nature of nurture: Disentangling passive genotype–environment correlation from family relationship influences on children's externalizing problems. *Journal of Family Psychology*, *27*, 12–21.
- Jami, E.S., Eilertsen, E.M., Hammerschlag, A.R., Qiao, Z., Evans, D.M., Ystrom, E., ... & Middeldorp, C.M. (2020). Maternal and paternal effects on offspring internalizing problems: Results from genetic and family-based analyses. *American Journal of Medical Genetics. Part B, Neuropsychiatric Genetics*, *183*, 258–267.
- Kendler, K.S. (2001). Twin studies of psychiatric illness: An update. *Archives of General Psychiatry*, *58*, 1005–1014.
- Kendler, K.S., Ohlsson, H., Sundquist, J., Sundquist, K., & Edwards, A.C. (2020). The sources of parent-child transmission of risk for suicide attempt and deaths by suicide in Swedish National Samples. *The American Journal of Psychiatry*, *177*, 928–935.
- Kendler, K.S., Prescott, C.A., Myers, J., & Neale, M.C. (2003). The structure of genetic and environmental risk factors for common psychiatric and substance use disorders in men and women. *Archives of General Psychiatry*, *60*, 929–937.
- Kong, A., Thorleifsson, G., Frigge, M.L., Vilhjalmsdottir, B.J., Young, A.I., Thorgeirsson, T.E., ... & Stefansson, K. (2018). The nature of nurture: Effects of parental genotypes. *Science*, *359*, 424–428.
- Konings, M., Bak, M., Hanssen, M., van Os, J., & Krabbendam, L. (2006). Validity and reliability of the CAPE: A self-report instrument for the measurement of psychotic experiences in the general population. *Acta Psychiatrica Scandinavica*, *114*, 55–61.
- Lawlor, D., Richmond, R., Warrington, N., McMahon, G., Davey Smith, G., Bowden, J., & Evans, D.M. (2017). Using Mendelian randomization to determine causal effects of maternal pregnancy (intrauterine) exposures on offspring outcomes: Sources of bias and methods for assessing them. *Wellcome Open Research*, *2*, 11.
- Lee, J.J., Wedow, R., Okbay, A., Kong, E., Maghziyan, O., Zacher, M., ... & Cesarini, D. (2018). Gene discovery and polygenic prediction from a genome-wide association study of educational attainment in 1.1 million individuals. *Nature Genetics*, *50*, 1112–1121.
- Little, R.J.A., & Rubin, D.B. (2002). *Statistical analysis with missing data*. Hoboken, NJ: John Wiley & Sons.



- Martel, M.M., Pan, P.M., Hoffmann, M.S., Gadelha, A., do Rosário, M.C., Mari, J.J., ... & Salum, G.A. (2017). A general psychopathology factor (P factor) in children: Structural model analysis and external validation through familial risk and child global executive function. *Journal of Abnormal Psychology, 126*, 137–148.
- Masten, A.S., & Cicchetti, D. (2010). Developmental cascades. *Development and Psychopathology, 22*, 491–495.
- Okbay, A., Wu, Y., Wang, N., Jayashankar, H., Bennett, M., Nehzati, S.M., ... & Young, A.I. (2022). Polygenic prediction of educational attainment within and between families from genome-wide association analyses in 3 million individuals. *Nature Genetics, 54*, 437–449.
- Pausova, Z., Paus, T., Abrahamowicz, M., Almerigi, J., Arbour, N., Bernard, M., ... & Watkins, K. (2007). Genes, maternal smoking, and the offspring brain and body during adolescence: Design of the Saguenay Youth Study. *Human Brain Mapping, 28*, 502–518.
- Pausova, Z., Paus, T., Abrahamowicz, M., Bernard, M., Gaudet, D., Leonard, G., ... & Veillette, S. (2017). Cohort profile: The Saguenay Youth Study (SYS). *International Journal of Epidemiology, 46*, e19.
- Polderman, T.J.C., Benyamin, B., de Leeuw, C.A., Sullivan, P.F., van Bochoven, A., Visscher, P.M., & Posthuma, D. (2015). Meta-analysis of the heritability of human traits based on fifty years of twin studies. *Nature Genetics, 47*, 702–709.
- Rice, F., Harold, G.T., Boivin, J., Hay, D.F., van den Bree, M., & Thapar, A. (2009). Disentangling prenatal and inherited influences in humans with an experimental design. *Proceedings of the National Academy of Sciences of the United States of America, 106*, 2464–2467.
- Rosseel, Y. (2012). lavaan: An R package for structural equation modeling. *Journal of Statistical Software, 48*, 1–36.
- Rutter, M., Moffitt, T.E., & Caspi, A. (2006). Gene-environment interplay and psychopathology: Multiple varieties but real effects. *Journal of Child Psychology and Psychiatry, 47*, 226–261.
- Salum, G.A., Gadelha, A., Pan, P.M., Moriyama, T.S., Graeff-Martins, A.S., Tamanaha, A.C., ... & Rohde, L.A. (2015). High risk cohort study for psychiatric disorders in childhood: Rationale, design, methods and preliminary results. *International Journal of Methods in Psychiatric Research, 24*, 58–73.
- Sikora, J., Evans, M.D.R., & Kelley, J. (2019). Scholarly culture: How books in adolescence enhance adult literacy, numeracy and technology skills in 31 societies. *Social Science Research, 77*, 1–15.
- Silventoinen, K., Jelenkovic, A., Sund, R., Latvala, A., Honda, C., Inui, F., ... & Kaprio, J. (2020). Genetic and environmental variation in educational attainment: An individual-based analysis of 28 twin cohorts. *Scientific Reports, 10*, 1–11.
- Stein, L. M. (n.d.). *TDE – Teste de desempenho escolar*.
- Tellegen, A., & Briggs, P.F. (1967). Old wine in new skins: Grouping Wechsler subtests into new scales. *Journal of Consulting Psychology, 31*, 499–506.
- Trubetskoy, V., Pardiñas, A.F., Qi, T., Panagiotaropoulou, G., Awasthi, S., Bigdeli, T.B., ... & van Os, J. (2022). Mapping genomic loci implicates genes and synaptic biology in schizophrenia. *Nature, 604*, 502–508.
- Tubbs, J.D., Porsch, R.M., Cherny, S.S., & Sham, P.C. (2020). The genes we inherit and those we don't: Maternal genetic nurture and child BMI trajectories. *Behavior Genetics, 50*, 310–319.
- van Bergen, E., van Zuijlen, T., Bishop, D., & de Jong, P.F. (2017). Why are home literacy environment and children's reading skills associated? What parental skills reveal. *Reading Research Quarterly, 52*, 147–160.
- Wang, B., Baldwin, J.R., Schoeler, T., Cheesman, R., Barkhuizen, W., Dudbridge, F., ... & Pingault, J.-B. (2021). Genetic nurture effects on education: A systematic review and meta-analysis. *bioRxiv*. doi: [10.1101/2021.01.15.426782](https://doi.org/10.1101/2021.01.15.426782)
- Wechsler, D. (1991). *WISC-III: Wechsler intelligence scale for children: Manual*.
- Weissman, M.M., Wickramaratne, P., Adams, P., Wolk, S., Verdelli, H., & Olfson, M. (2000). Brief screening for family psychiatric history: The family history screen. *Archives of General Psychiatry, 57*, 675–682.
- Wertz, J., Moffitt, T.E., Agnew-Blais, J., Arseneault, L., Belsky, D.W., Corcoran, D.L., ... & Caspi, A. (2018). Using DNA from mothers and children to study parental investment in children's educational attainment. *Child Development, 91*, 1745–1761.
- Yengo, L., Robinson, M.R., Keller, M.C., Kemper, K.E., Yang, Y., Trzaskowski, M., ... & Visscher, P.M. (2018). Imprint of assortative mating on the human genome. *Nature Human Behaviour, 2*, 948–954.

Accepted for publication: 24 August 2022